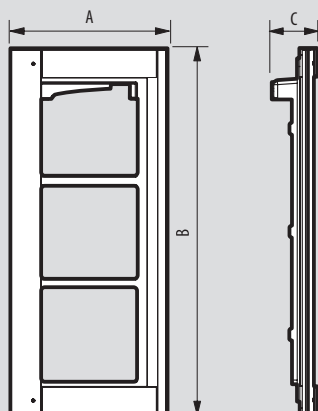


system 2-przewodowy – dane wymiarowe

panele zewnętrzne SFERA NEW i SFERA SOLID

■ SFERA NEW

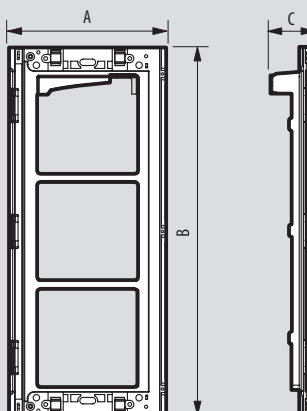
Uchwyt + ramka



| WYMIARY | | | |
|---------|-----|-----|----|
| Nr ref. | A | B | C |
| 350211 | 138 | 144 | 15 |
| 350212 | 138 | 144 | 15 |
| 350213 | 138 | 144 | 15 |
| 350221 | 138 | 235 | 15 |
| 350222 | 138 | 235 | 15 |
| 350223 | 138 | 235 | 15 |
| 350231 | 138 | 327 | 15 |
| 350232 | 138 | 327 | 15 |
| 350233 | 138 | 327 | 15 |

■ SFERA SOLID

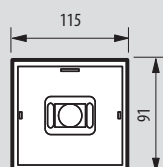
Uchwyt



| WYMIARY | | | |
|---------|-----|-----|------|
| Nr ref. | A | B | C |
| 350315 | 134 | 132 | 34,5 |
| 350325 | 134 | 223 | 34,5 |
| 350335 | 134 | 315 | 34,5 |

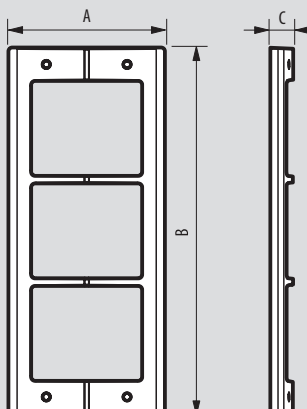
■ MODUŁY FUNKCYJNE

Sfera new



■ SFERA SOLID

Ramki



| WYMIARY | | | |
|---------|-----|-----|----|
| Nr ref. | A | B | C |
| 350415 | 139 | 144 | 21 |
| 350425 | 139 | 235 | 21 |
| 350435 | 139 | 327 | 21 |

Uwaga: Dane wymiarowe podane w milimetrach