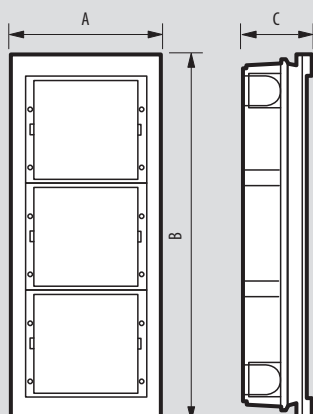


system 2-przewodowy – dane wymiarowe

panele zewnętrzne SFERA NEW i SFERA SOLID

SFERA NEW

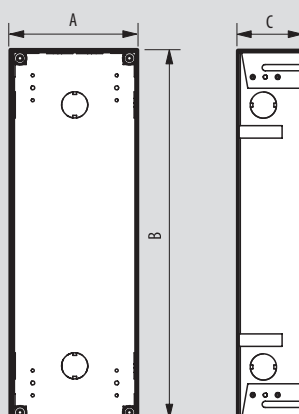
Puszki podtynkowe



WYMIARY			
Nr ref.	A	B	C
350010	117	123	45
350020	117	214	45
350030	117	306	45

SFERA SOLID

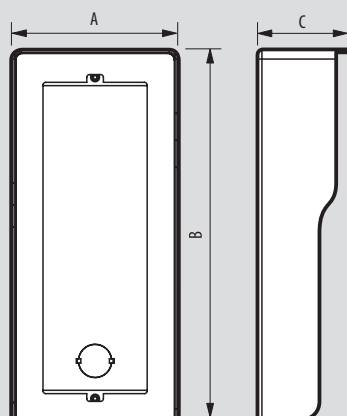
Stalowa puszka specjalna



WYMIARY			
Nr ref.	A	B	C
350110	102	114	51
350120	102	206	51
350130	102	297	51

SFERA NEW I SFERA SOLID

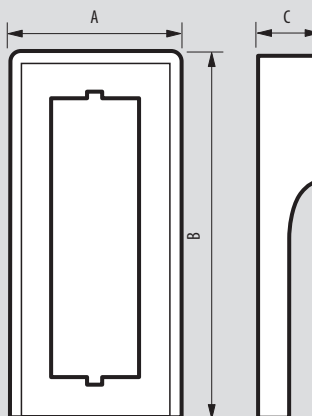
Obudowa natynkowa z daszkiem



WYMIARY			
Nr ref.	A	B	C
350611	151	151	82
350612	151	151	82
350613	151	151	82
350621	151	242	82
350622	151	242	82
350623	151	242	82
350631	151	334	82
350632	151	334	82
350633	151	334	82
350641	290	242	82
350642	290	242	82
350643	290	242	82
350661	290	334	82
350662	290	334	82
350663	290	334	82
350691	429	334	82
350692	429	334	82
350693	429	334	82

SFERA NEW I SFERA SOLID

Daszki



WYMIARY			
Nr ref.	A	B	C
350511	151	151	51
350512	151	151	51
350513	151	151	51
350521	151	242	51
350522	151	242	51
350523	151	242	51
350531	151	334	51
350532	151	334	51
350533	151	334	51
350541	290	242	51
350542	290	242	51
350543	290	242	51
350561	290	334	51
350562	290	334	51
350563	290	334	51
350591	429	334	51
350592	429	334	51
350593	429	334	51

Uwaga: Dane wymiarowe podane w milimetrach